




Please Share Your Local Destination Promotion Video

As part of our on-going Locally Led Destination Development, South of Scotland Destination Alliance has worked closely with businesses and communities across the South of Scotland to develop 13 new promotional videos for the region.

We'd love these videos to be seen by as many people as possible so here's how you can help!

How To Share On Social Media

The easiest way to share the videos to your social media channels is to go into the link below for whichever social media channel you wish to share to, find the video for your area and hit share! It's that simple.




How To Post Natively To Social Media

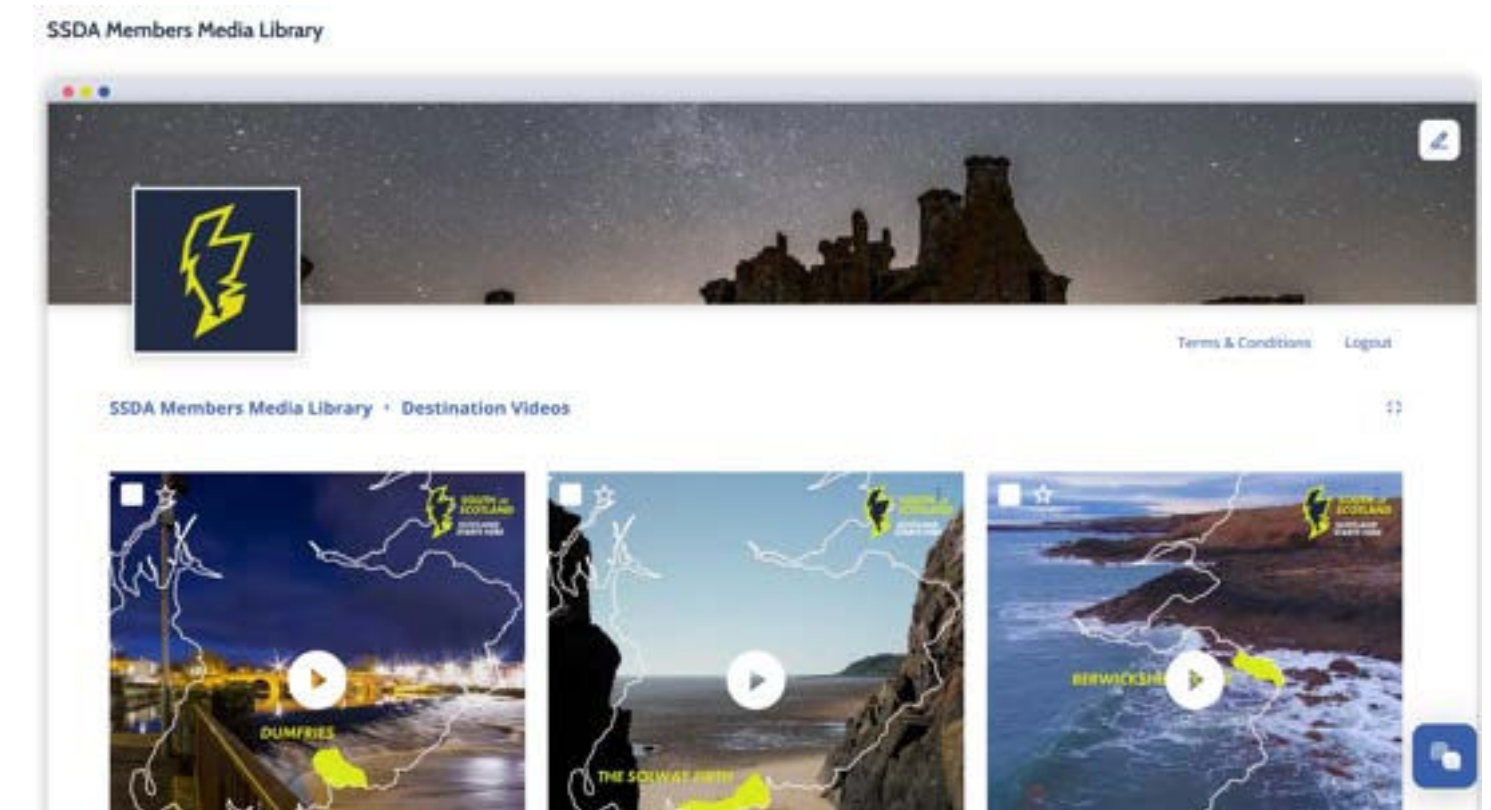
If you prefer to post the video(s) natively to your own feeds simply download the relevant file from our SSDA Members Media Library & please make sure to tag us in your post with the relevant tag below

 @DiscoverSouthScotland

 @discoversouthscotland

 @HereScotland

 @ssdalliance



How to Embed Videos To Your Website

Many content management systems allow you to easily embed a YouTube video on your website by simply pulling the share link from the video. Others require you to copy the HTML embed code from YouTube and paste it into your website code.

To find the link or the HTML code

1. First head to our playlist below.
2. Choose the video you wish to embed and hit the share button
3. A window will appear with options to share the video
4. To copy the link hit the blue copy button
5. To access the HTML code hit the embed button
6. Copy and paste either the link or the HTML code to your website as required
7. For network administrators: You'll need to add youtube.com to the firewall allow list
8. For further information on embedding from YouTube follow the YouTube Help link below

